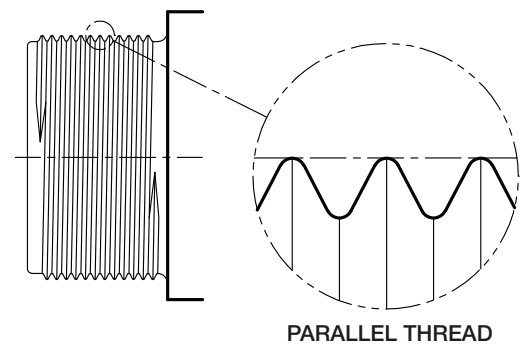
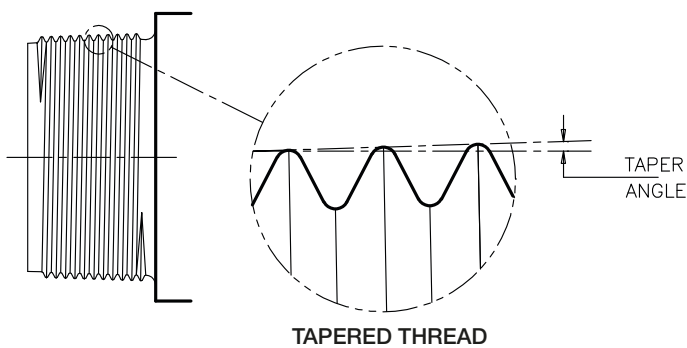


FLOAT VALVE TECHNICAL

150 SERIES BRASS VALVES & STAINLESS STEEL 316 VALVES

Product Number	Body Material	Inlet Size	Thread Type ¹	Lever Length	Lever Thread	Recommended Float Size ²	
						AS1910 ³	Agricultural ⁴
90300500	Brass	3/8" BSP	Short parallel (15 mm)	125 mm	5/16" BSW	4" (100)	4" (100)
90300700	Brass	1/2" BSP	Tapered	200 mm	5/16" BSW	4" (100)	4"(100)
90301300	Brass	1/2" BSP	Long parallel (38 mm)	250 mm	5/16" BSW	4" (100)	4"(100)
90301500	Brass	1/2" BSP	Long parallel (38 mm)	200 mm	5/16" BSW	4" (100)	4"(100)
90302300	Brass	1/2" BSP ⁵	Long parallel (38 mm)	200 mm	5/16" BSW	4" (100)	4"(100)
90303100	Brass	1/2" BSP	Short parallel (25 mm)	200 mm	5/16" BSW	4" (100)	4"(100)
90304400	Brass	3/4" BSP	Tapered	250 mm	5/16" BSW	6" (150)	6" (150)
90304600	Brass	1" BSP	Tapered	355 mm	5/16" BSW	6" (150)	6" (150)
90304800	Brass	1-1/4" BSP	Tapered	355 mm	3/8" BSW	8" (200)	8" (200)
90304900	Brass	1-1/2" BSP	Tapered	425 mm	3/8" BSW	8" (200)	8" (200)
90305000	Brass	2"	Tapered	455 mm	1/2" BSW	10" (255) ⁶ CU	9" (225)
90399100	Stainless	1/2" BSP	Tapered	255 mm	5/16" BSW	5" (125) SS	-
90399200	Stainless	3/4" BSP	Tapered	255 mm	5/16" BSW	5" (125) SS	-
90399300	Stainless	1" BSP	Tapered	355 mm	5/16" BSW	5" (125) SS	-
90399500	Stainless	1-1/2" BSP	Tapered	405 mm	3/8" BSW	8" (200) SS	-





120 SERIES PLASTIC VALVES (SLEEVE VALVES) & CISTERN VALVE

	Inlet Size	Thread Type		Lever Thread	Recommended Float Size²
91470320	¾ & 1" BSP	Tapered	300 mm	5/16" BSW	6" (150)
91470321	¾ & 1" BSP	Tapered	165 mm	5/16" BSW	6" (150)
91470201	¾" BSP	Long parallel	300 mm	5/16" BSW	6" (150)
91470211	¾" BSP	Long parallel	170 mm	5/16" BSW	6" (150)
91470301	1" BSP	Long parallel	300 mm	5/16" BSW	6" (150)
91470311	1" BSP	Long parallel	170 mm	5/16" BSW	6" (150)
91470400	1-¼" BSP	Tapered	400 mm	5/16" BSW	6" (150) x 2
91470410	1-¼" BSP	Tapered	440 mm	5/16" BSW	6" (150) x 2
91152700	½" BSP	Short parallel	355 mm	5/16" BSW	4" (100)

100 SERIES PLASTIC VALVES

Product Number	Inlet Size	Thread Type¹	Lever Length	Lever Thread	Recommended Float Size²	
					AS1910³	Agricultural⁴
90300200	½" BSP	Long parallel	250 mm	5/16" BSW	4" (100)	4" (100)
90300300	½" BSP	Long parallel	200 mm	5/16" BSW	4" (100)	4"(100)
90300400	½" BSP	Long parallel	125 mm	5/16" BSW	-	4"(100)

1. All parallel threads have a body back nut fitted except the 90300500 (3/8").
2. Recommended floats are plastic unless designated otherwise. CU = copper. SS = stainless steel
3. To comply with AS1910 valves the recommended float size provides a shut-off pressure of 1400 kPa
4. For agricultural purposes the recommended float size achieves at least a shut-off pressure of 1250 kPa
5. Includes a plastic stem sleeve to allow fitment to a ¾" hole
6. Uses copper float 90162300

AS 1910: WATER SUPPLY - Float control valves for use in hot and cold water.

VALVE SPARE PARTS



150 Series Plunger Assembly Plastic



150 Series Plunger Assembly Brass



150 Series Lever Assembly



150 Series Body Cap Plastic



150 Series Body Cap Brass



150 Series Brass Collar



150 Series Back Nut Brass



150 Series Back Nut Plastic



150 Series Seat Seal



150 Series Pivot Pin



150 Series Back Nut 5/16"

PRODUCT NO.	SIZE/DESCRIPTION	ORDER QUANTITY			
-------------	------------------	----------------	--	--	--

SPARE PARTS - FLOAT VALVES

CISTERN VALVE 1/2" (15 mm)

40 3001 05	PLUNGER ASSEMBLY - PLASTIC - Consists of plunger complete with seal and O-ring	1
41 1527 01	255 mm (Includes pivot pin)	1
40 3101 19	STEM SLEEVE	1
40 3173 02	PIVOT PIN - BRASS	1
40 3116 01	BACKNUT	1
40 3101 07	SEAT SEAL - NITRILE	1

150 SERIES BRASS FLOAT VALVES 3/8" (10 mm)

40 1000 03	PLUNGER ASSEMBLY - BRASS consists of plunger complete with seal and O-ring	1
40 3104 01	130 mm (Includes pivot pin)	1
40 1000 04	PLUNGER ASSEMBLY - VITON A consists of plunger assembly complete with VITON A seal	1
40 3104 09	PIVOT PIN - BRASS	1
40 3104 04	SEAT SEAL - NITRILE	1
40 3104 05	SEAT SEAL - VITON A (Use 40 1000 04)	1

150 SERIES BRASS & 100 SERIES PLASTIC FLOAT VALVE 1/2" (15mm)

40 3001 05	PLUNGER ASSEMBLY - PLASTIC consists of plunger complete with seal and O-ring	1
40 3031 12	PLUNGER ASSEMBLY - BRASS consists of plunger complete with seal and O-ring	1
40 3006 01	LEVER ASSEMBLY - 125 mm (Includes pivot pin)	1
40 3001 01	LEVER ASSEMBLY - 200 mm (Includes pivot pin)	1
40 3002 01	LEVER ASSEMBLY - 250 mm (Includes pivot pin)	1
40 3704 05	BODY CAP - BRASS	1
40 3002 07	BODY CAP PLASTIC BLACK	1
40 3110 86	PIVOT PIN - BRASS	1
40 3102 09	BRASS BACK NUT WASHER	1
40 3174 01	BACKNUT BRASS	1
40 3116 01	BACKNUT - PLASTIC	1
40 3031 04	PLUNGER ASSEMBLY - BRASS consists of plunger assembly complete with VITON A seal	1
40 3131 04	STEM SLEEVE washer to fit 1/2" valve to 3/4" hole	1
40 3153 50	SEAT SEAL - VITON A	1
40 3101 07	SEAT SEAL - NITRILE (Diam 11.4 mm)	1

150 SERIES BRASS FLOAT VALVES 3/4" (20 mm)

40 3042 13	PLUNGER ASSEMBLY - BRASS consists of plunger with seat washer	1
40 3052 11	LEVER ASSEMBLY - 250 mm (Includes pivot pin)	1
40 3173 02	PIVOT PIN - BRASS	1
40 3101 12	BACK NUT 5/16"	1
40 3997 57	SEAT SEAL - VITON A	1
40 3171 05	BODY CAP - BRASS	1
40 3172 03	SEAT SEAL - NITRILE (Diam 20.6 mm)	1

* Please note that not all products on the page may be Australian made.



VALVE SPARE PARTS

PRODUCT NO.	SIZE/DESCRIPTION	ORDER QUANTITY	RRP (Each) Incl GST
-------------	------------------	----------------	---------------------

SPARE PARTS - FLOAT VALVES

150 SERIES BRASS FLOAT VALVES 1" (25 mm)

40 3053 12	PLUNGER ASSEMBLY - PLASTIC <i>consists of plunger complete with seal</i>	1
40 3053 13	PLUNGER ASSEMBLY - BRASS <i>consists of plunger complete with seal</i>	1
40 3053 11	LEVER ASSEMBLY - 355 mm (Includes pivot pin)	1
40 3181 10	PIVOT PIN - BRASS	1
40 3101 12	BACK NUT 5/16"	1
40 3998 57	SEAT WASHER - VITON A	1
40 3181 05	BODY CAP - BRASS	1
40 3182 03	SEAT SEAL - NITRILE (Diam 20.6 mm)	1
40 3153 04	SEAT SEAL (OLD) - NITRILE (Diam 18.3 mm)	1

150 SERIES BRASS FLOAT VALVES 1-1/4" (32 mm)

40 1000 82	PLUNGER ASSEMBLY - BRASS <i>Consists of plunger complete with seal</i>	1
40 3254 11	LEVER ASSEMBLY - 405 mm (Includes pivot pin)	1
40 3192 09	SEAT WASHER - VITON A	1
40 3244 05	BODY CAP - BRASS (New Style Body ONLY)	1
40 3161 12	PIVOT PIN - BRASS	1
40 3191 07	SEAT SEAL - NITRILE (Diam 23.8 mm)	1

150 SERIES BRASS FLOAT VALVES 1-1/2" (40 mm)

40 1001 02	PLUNGER ASSEMBLY - BRASS <i>Consists of plunger complete with seal</i>	1
40 3255 11	405 mm (Includes pivot pin)	1
40 3110 12	LOCKNUT	1
40 3991 70	SEAT WASHER - VITON A	1
40 3161 12	PIVOT PIN - BRASS	1
40 3110 07	SEAT SEAL - NITRILE (Diam 26.9 mm)	1

150 SERIES BRASS FLOAT VALVES 2" (50 mm)

40 1001 22	PLUNGER ASSEMBLY - BRASS <i>consists of plunger complete with seal</i>	1
40 3256 11	LEVER ASSEMBLY - 455 mm (Includes pivot pin)	1
40 3111 10	PIVOT PIN - BRASS	1
40 3111 12	LOCKNUT	1
40 3111 14	BODY CAP - BRASS	1
40 3111 07	SEAT SEAL - NITRILE (Diam 36.5 mm)	1
40 3111 17	SEAT SEAL - VITON A	1

120 SERIES PLASTIC SLEEVE VALVES 3/4" (20 mm) & 1" (25 mm) BLACK

41 4701 01	LEVER ASSEMBLY - 308 mm (Includes pivot pin)	1
40 3173 02	PIVOT PIN - BRASS	1
41 4701 02	SERVICE KIT (Base cap, plunger assembly and seat washer)	1
40 3101 12	BACKNUT 5/16"	1
41 4701 04	SEAT WASHER - NITRILE	1



150 Series Plunger Assembly Plastic



150 Series Plunger Assembly Brass



150 Series Lever Assembly



150 Series Body Cap Plastic



150 Series Body Cap Brass



150 Series Brass Collar



150 Series Back Nut Brass



150 Series Back Nut Plastic



150 Series Seat Seal




150 Series Pivot Pin



150 Series Back Nut 5/16"

120 Series Lever Assembly



120 Series Service Kit

120 Series Back Nut 5/16"




120 Series Seat Washer

* Please note that not all products on the page may be Australian made.

VALVE SPARE PARTS

PRODUCT NO.	SIZE/DESCRIPTION	ORDER QUANTITY			
-------------	------------------	----------------	--	--	--



SPARE PARTS - FLOAT VALVES

120 SERIES PLASTIC SLEEVE VALVES PN12 - 3/4" (20 mm) / 1" (25 mm) BLACK

40 3173 12	PIVOT PIN SHORT (Includes R-pin)	1
41 4701 95	LEVER ASSEMBLY (Inc. pivot pin, R-pin & back nut)	1
40 3173 22	PIVOT PIN LONG - SUITS CAM - (Includes R-pin)	1
41 4701 12	SERVICE KIT (Base cap, plunger assy & seat washer)	1
41 4701 14	SEAT WASHER - NITRILE	1

120 SERIES PLASTIC SLEEVE VALVES (BLUE CAP) 3/4" (20 mm) & 1" (25 mm)

RXPTVEC	BLUE CAP AND WASHER	1
RXPTVLL	LONG LEVER (300 mm)	1
RXPTVLS	SHORT LEVER (170 mm)	1

120 SERIES PLASTIC SLEEVE VALVES - SINGLE & DUAL ACTION (BLUE CAP) 1-1/4" (32 mm), 1-1/2" (40 mm) & 2" (50 mm)

RXRESVBFA	TWIN FLOAT ADAPTOR	1
RXRESVRB	RESERVOIR VALVE S/STEEL BOLT	1
RXRESVRC	RESERVOIR VALVE BLUE CAP AND WASHER	1
RXRESVRDL	RESERVOIR DUAL LEVEL SWIVEL (CAM)	1
RXRESVRSFA	RESERVOIR VALVE SINGLE FLOAT SWIVEL (CAM)	1
RXRESVRLA	RESERVOIR VALVE LEVER ARM	1
RXRESVRDLA	RESERVOIR VALVE DUAL LEVER ARM	1
RXRESVRP	RESERVOIR VALVE PISTON AND O-RING	1
RXRESVRSP	RESERVOIR VALVE SPLIT PIN	1

500 SERIES STAINLESS STEEL FLOAT VALVES

40 3220 50	BODY CAP 1/2"	1
40 3220 75	BODY CAP 3/4"	1
40 3220 00	BODY CAP 1"	1
40 3221 50	BODY CAP 1-1/2"	1
40 5115 00	PLUNGER ASSEMBLY 1/2"	1
40 5120 00	PLUNGER ASSEMBLY 3/4"	1
40 5125 00	PLUNGER ASSEMBLY 1"	1
40 5140 00	PLUNGER ASSEMBLY 1-1/2"	1
40 3115 00	LEVER ASSEMBLY 1/2" - 255mm	1
40 3120 00	LEVER ASSEMBLY 3/4" - 255mm	1
40 3125 00	LEVER ASSEMBLY 1" - 355 mm	1
40 3140 00	LEVER ASSEMBLY 1-1/2" - 405 mm	1
40 3153 56	PIVOT PIN S/S 1/2" AND 3/4"	1
40 3185 08	PIVOT PIN S/S 1"	1
40 3195 09	PIVOT PIN S/S 1-1/2"	1

* Please note that not all products on the page may be Australian made.

PRODUCT NO.	SIZE/DESCRIPTION	ORDER QUANTITY			
-------------	------------------	----------------	--	--	--

SPARE PARTS - FLOAT VALVES

SERVO TANK FILLING VALVE 1-1/2" (40 mm) (MK II)

40 3814 18	PIVOT PIN	1
40 3805 05	PISTON - Small Servo	1
40 3805 09	SEAT RETAINER - 1-1/2" (40 mm) 2" (50 mm) & 3" (80 mm)	1
40 3805 03	PISTON - MAIN	1
40 3805 07	SEAT RETAINER - 1-1/2" (40 mm) Only	1
40 3805 09	SEAT (Not available - Part of 40380507)	
40 3805 10	SCREW RETAINER	1
40 3805 04	BOTTOM SEAT	1
40 3181 05	BODY CAP	1
40 3815 16	LEVER ASSEMBLY - 750 mm (includes cotter pin)	1
90 3875 00	SERVICE KIT - Consists of top seat washer, seat rubber, split ring and 'O' rings	1

SERVO TANK FILLING VALVE 2" (50 mm) (MK II)

40 3814 18	PIVOT PIN	1
40 3805 05	PISTON - Small Servo	1
40 3805 09	SEAT RETAINER - 1-1/2" (40 mm) 2" (50 mm) & 3" (80 mm)	1
40 3806 03	PISTON - MAIN	1
40 3806 07	SEAT RETAINER - 2" (50 mm) Only	1
40 3805 08	SEAT (Not available - Part of 40380607)	
40 3805 10	SCREW RETAINER	1
40 3806 04	BOTTOM SEAT	1
40 3181 05	BODY CAP	1
40 3816 16	LEVER ASSEMBLY - 860 mm (includes cotter pin)	1
90 3876 00	SERVICE KIT - Consists of top seat washer, seat rubber, split ring and 'O' rings	1

SERVO TANK FILLING VALVE 3" (80mm) (MK II)

40 3814 18	PIVOT PIN	1
40 3807 05	PISTON - Small Servo	1
40 3805 09	SEAT RETAINER - 1-1/2" (40 mm) 2" (50 mm) & 3" (80 mm)	1
40 3807 03	PISTON - MAIN	1
40 3807 07	SEAT RETAINER - 3" (80 mm) Only	1
40 3805 08	SEAT (Not available - Part of 40380707)	
40 3805 10	SCREW RETAINER	1
40 3807 04	BOTTOM SEAT	1
40 3181 05	BODY CAP	1
40 3817 16	LEVER ASSEMBLY - 1000 mm (includes cotter pin)	1
90 3877 00	SERVICE KIT - Consists of top seat washer, seat rubber, split ring and 'O' rings	1



* Please note that not all products on the page may be Australian made.

VALVE SPARE PARTS

PRODUCT NO.	SIZE/DESCRIPTION	ORDER QUANTITY			
-------------	------------------	----------------	--	--	--

SPARE PARTS - FLOAT VALVES

TROUGH VALVES

AQ020	TUBE-FLOAT 250mm (PACK OF 10)	1
AQ815	PLUNGER ASSEMBLY - ASSY (Spool + Washer for 3/4" brass only)	1
AQ825	PLUNGER ASSEMBLY - ASSY (Spool + Washer for 3/4" plastic & 1") (plastic & brass)	1
AQ835	PIN (For 1-1/4" Poly & Brass Valves)	1
AQ840	LEVER (For 1-1/4" Poly & Brass Valves)	1
AQ845	PLUNGER ASSEMBLY (Spool + Washer for 1-1/4")	1
AQ855	SEAL 3/4" Plastic, 1" Plastic & Brass (5 Per Pk)	1
AQ860	SEAL 1-1/4" (5 PER BAG)	1
AQ905	PIN (For 3/4" & 1" Poly & Brass Valves)	1
AQ910	LEVER (For 3/4" & Old and New 1" Poly & Brass Valves)	1
AQ935	PIN (For 1-1/4" Poly & Brass Valves)	1
AQ940	LEVER (For 1-1/4" Poly & Brass Valves)	1
AQ945	PLUNGER ASSEMBLY - ASSY (Spool + Washer for 1-1/4" Old Poly & Brass Valves)	1
AQ960	CORD & FERRULE PACK (5 Per Pk, Price Per Each)	1

200 SERIES HIGH FLOW FLOAT VALVES

40 3444 21	Clevis Pin - 1" & 1-1/4" (pack of 2, price per each)	1
40 3455 21	Clevis Pin - 1-1/2" (pack of 2, price per each)	1
40 3466 21	Clevis Pin - 2" (pack of 2, price per each)	1
40 3444 23	R-pin (pack of 10, price per each) (were called cotter pins)	1
40 3344 13	Seal 1" & 1-1/4"	1
40 3355 13	Seal 1-1/2"	1
40 3366 13	Seal 2"	1
40 3400 00	Lever - Standard (400 mm) UNF/BSW Thread	1
40 3700 00	Lever - Short (275 mm) UNF/BSW Thread	1
40 3166 25	2" - HP INSERT	1
40 3155 25	1-1/2" - HP INSERT	1
40 3410 00	Lever Assy (Cam + Lever) Standard 400 mm (1" & 1-1/4")	1
40 3420 00	Lever Assy (Cam + Lever) Standard 400 mm (1-1/2")	1
40 3430 00	Lever Assy (Cam + Lever) Standard 400 mm (2")	1
40 3710 00	Lever Assy (Cam + Lever) Short 275 mm (1" & 1-1/4")	1
40 3720 00	Lever Assy (Cam + Lever) Short 275 mm (1-1/2")	1
40 3730 00	Lever Assy (Cam + Lever) Short 275 mm (2")	1

FLOAT CAPS

40481221	S/P CAP FLOAT 1/2" ORANGE	1
40483801	S/P CAP FLOAT 3/8" BLACK	1
40485601	S/P CAP FLOAT 5/16" BLACK	1
40485611	S/P CAP FLOAT 5/16" NATURAL	1



* Please note that not all products on the page may be Australian made.